



BOOMBACKS

By

IAA

IRRIGATION ACCESSORIES COMPANY



Download a free QR Code Reader
on your smart phone and scan
this code to learn more or go to:
www.boombacks.com

WATER LESS. GROW MORE.



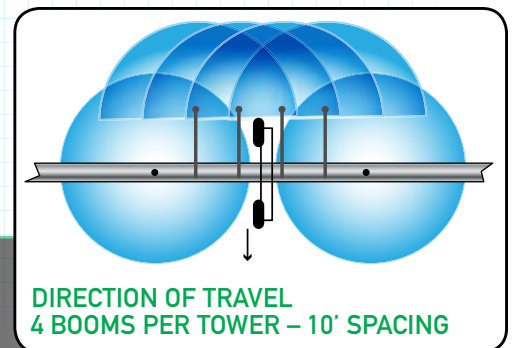
Dry Wheel Track Solution.



Hose Booms and Nelson Part-Circle Rotators

Putting water in its place!

To learn more about the many benefits of boombacks and to see the complete line of IACO booms go to www.boombacks.com. You can view videos, download fliers and catalogs or contact us directly.



www.boombacks.com

Hose Boom^{10'}



Dry Wheel Package • Part Circle Rotator-Specific Boom!

Why use more Boom than necessary?

With a Part-Circle Rotator spraying 180° behind the tower
10' Offset is all you need.

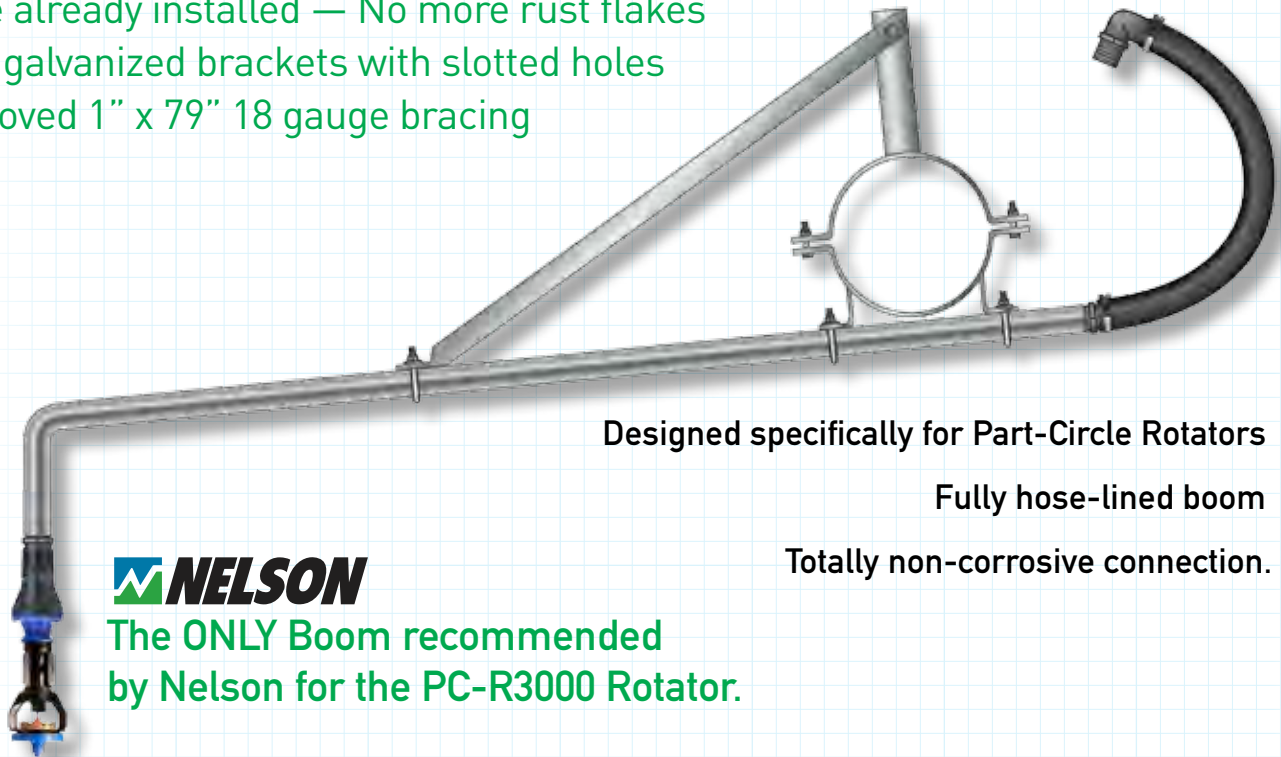
11.75' of 17 gauge galvanized tubing means a full 10' of offset

Unique Torque Clip and Side Force Control Fitting

Hose already installed — No more rust flakes

New galvanized brackets with slotted holes

Improved 1" x 79" 18 gauge bracing



Designed specifically for Part-Circle Rotators

Fully hose-lined boom

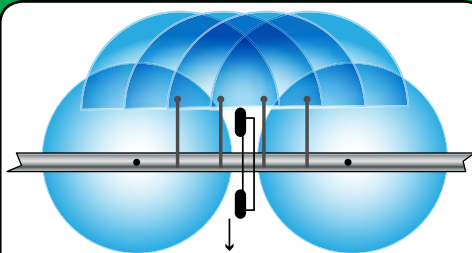
Totally non-corrosive connection.



The **ONLY** Boom recommended
by Nelson for the PC-R3000 Rotator.

OPTIONS

• Clamp diameters: 3", 4", 4-1/2", 5", 5-9/16", 6", 6-5/8", 8", 8-5/8", 10"



DIRECTION OF TRAVEL
4 BOOMS PER TOWER – 10' SPACING

Installing PC-R3000 Rotators on Hose Booms minimizes wheel tracking issues and maximizes the effectiveness of part-circle devices as compared to mounting on straight drops. Featuring built-in dampening and directional control, the side force associated with part-circle sprinklers is absorbed for system stability and extended wear life. A typical application is to install 4 booms per tower with 10 foot spacing.

WATER LESS. GROW MORE.

BOOMBACKS



Corn Boom^{10'}

Dry Wheel Package • Part Circle Rotator-Specific Boom!

Are you using Nelson's R3000 Rotator with the Up-Top White plate for corn and you want Dry Wheel Tracks? We have a Boomback for that! The Corn Boom by IACO!

Utilizing the same technology as the industry leading Hose Boom, the Corn Boom uses an upward angle to keep the sprinkler above the canopy.

Inverting the installation, (Boomback on top and Brace on bottom), prevents water from collecting in the Boomback, eliminating any possibility of freezing.

11.75' of 17 gauge galvanized tubing means a full 10' of offset

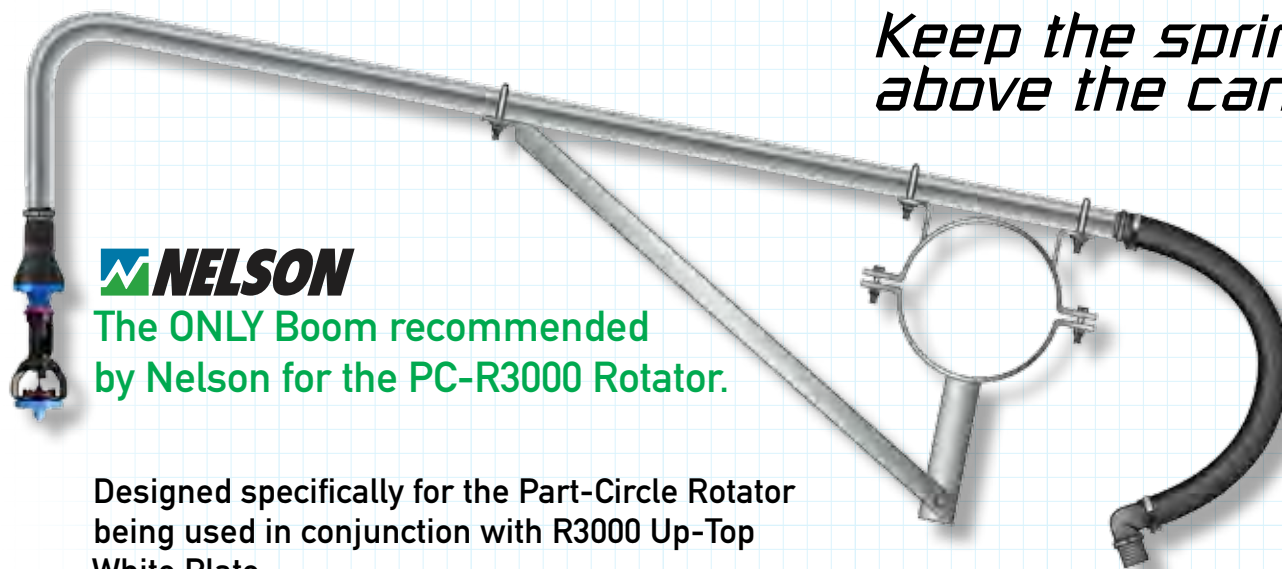
Unique Torque Clip and Side Force Control Fitting

Hose already installed — No more rust flakes

New galvanized brackets with slotted holes

Improved 1" x 79" 18 gauge bracing

*Keep the sprinkler
above the canopy!*



The **ONLY** Boom recommended
by Nelson for the PC-R3000 Rotator.

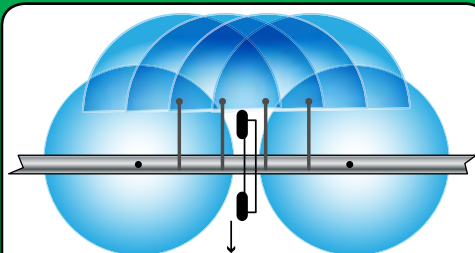
Designed specifically for the Part-Circle Rotator
being used in conjunction with R3000 Up-Top
White Plate.

Fully hose-lined boom

Totally non-corrosive connection.

OPTIONS

- Clamp diameters: 3", 4", 4-1/2", 5", 5-9/16", 6", 6-5/8", 8", 8-5/8", 10"



DIRECTION OF TRAVEL
4 BOOMS PER TOWER – 10' SPACING

Installing PC-R3000 Rotators on Corn Booms minimizes wheel tracking issues and maximizes the effectiveness of part-circle devices as compared to mounting on straight drops. Featuring built-in dampening and directional control, the side force associated with part-circle sprinklers is absorbed for system stability and extended wear life. A typical application is to install 4 booms per tower with 10 foot spacing.

Hose Boom^{15'}

One Boom Does It All!




TRADITIONAL
CONFIGURATION

Fully hose-lined boom

Totally non-corrosive connection.

PART-CIRCLE
CONFIGURATION

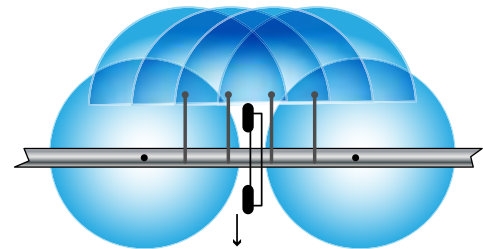


OPTIONS

- Boom length to 15' (custom lengths upon request)
- Clamp diameters: 3", 4", 4-1/2", 5", 5-9/16", 6", 6-5/8", 8", 8-5/8", 10"

One Boom Does It All!

Whether you are using tried & true water dispersal units requiring a length of hose or the latest technology in part-circle units, the Hose Boom takes it in stride. Leave a length of hose hanging or pull it up close to absorb side force, the Hose Boom has built-in dampening to produce a uniform water pattern. The Hose Boom comes with 24' of hose already installed. Leave hanging for traditional sprays or trim off the excess for part-circle applications. Use the left-over for hose drops.



DIRECTION OF TRAVEL
4 BOOMS PER TOWER – 10' SPACING

Installing part-circle sprinklers on Hose Booms minimizes wheel tracking issues and maximizes the effectiveness of part-circle devices as compared to mounting on straight drops. Featuring built-in dampening and directional control, the side force associated with part-circle sprinklers is absorbed for system stability and extended wear life. A typical application is to install 4 booms per tower with 10 foot spacing.

WATER LESS. GROW MORE.

BOOMBACKS



Corn Boom^{15'-85°}

Innovative Boom Technology • Up-Top Sprinkler-Specific Boom!

Are you using Nelson's R3000's with the Up-Top White Plate for corn and you want to take advantage of lower Instantaneous Application Rates with Innovative Boom Technology (iBt)?

The IACO Corn Boom 15' – 85°!

Utilizing the same technology as the industry leading Hose Boom, the Corn Boom inverts the traditional orientation for use with Up-Top Sprinklers.

16' of 17 gauge galvanized tubing means a full 15' of offset

Unique Torque Clip and Side Force Control Fitting

Hose already installed — No more rust flakes

New galvanized brackets with slotted holes

Improved 1" x 79" 18 gauge bracing



CORN BOOM 15'–85°



The **ONLY** Boom recommended
by Nelson for the R3000 Rotator
with the Up-Top White Plate.

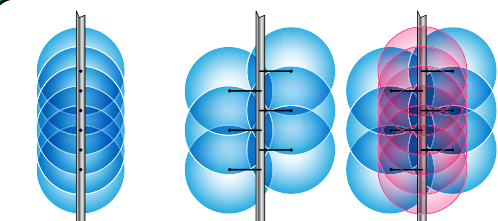
Designed specifically for the Part-Circle Rotator
being used in conjunction with R3000 Up-Top White Plate.

Fully hose-lined boom.

Totally non-corrosive connection.

OPTIONS

• Clamp diameters: 3", 4", 4-1/2", 5", 5-9/16", 6", 6-5/8", 8", 8-5/8", 10"



**WETTED
BAND**

Six outlets with
traditional drops

**WIDE WETTED
BAND**

Six outlets with
IACO Hose Booms 15'

INNOVATIVE BOOM TECHNOLOGY (iBt)

Conservation Through Innovative Irrigation

The concept is simple. The results are dramatic. By using Boombacks to spread the water out nearing the end of the pivot, you lower the Instantaneous Application Rate, allowing the soil to make full use of the water being applied. Sprinkler technology has advanced by leaps and bounds, and it is time to use those advancements to their fullest potential.

Double Hose Boom 30'

All The Features Of The Hose Boom And Then Some.



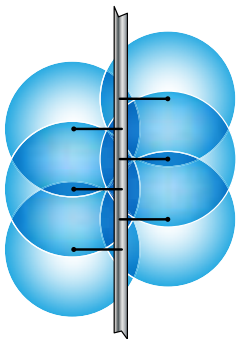
VERSATILITY AND ADAPTABILITY!

The IACO Double Hose Boom has all the features of the Hose Boom and then some. If your machine doesn't have the new closer spacing, the Double Hose Boom is the perfect solution. Use your existing outlets and split the flow rate to two separate Boombacks, lowering your instantaneous application rate and intensity. Hose Booms come with the hose already installed, making for easy installation. Everything is included;

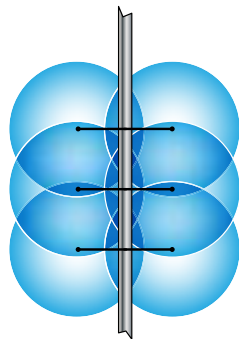
just add the regulators and sprinklers. Individual Parts Kits for each outlet; no handling of bulk boxes full of nuts, bolts, washers and fittings. Full 30' of spread between the two sprinklers

Outlets too far apart?

Tell us your spacing and request the Spacing Split Kit. Reduce 90" spacing to 45" and optimize your wetted foot print. The graphic to the left shows the benefits of a staggered pattern. The Spacing Kit still divides the flow from one outlet to two Hose Booms while providing you the best water pattern, lowering the instantaneous application rate and intensity. It also reduces the kinetic energy from overlapping spray patterns that contribute to soil compaction and crusting, also known as sealing. ALL AT NO ADDITIONAL COST!



SPACING SPLIT KIT
DOUBLE HOSE BOOMS 30'
THREE OUTLETS




TRADITIONAL
DOUBLE HOSE BOOMS 30'
THREE OUTLETS

WATER LESS. GROW MORE.

BOOMBACKS

Alumi Boom

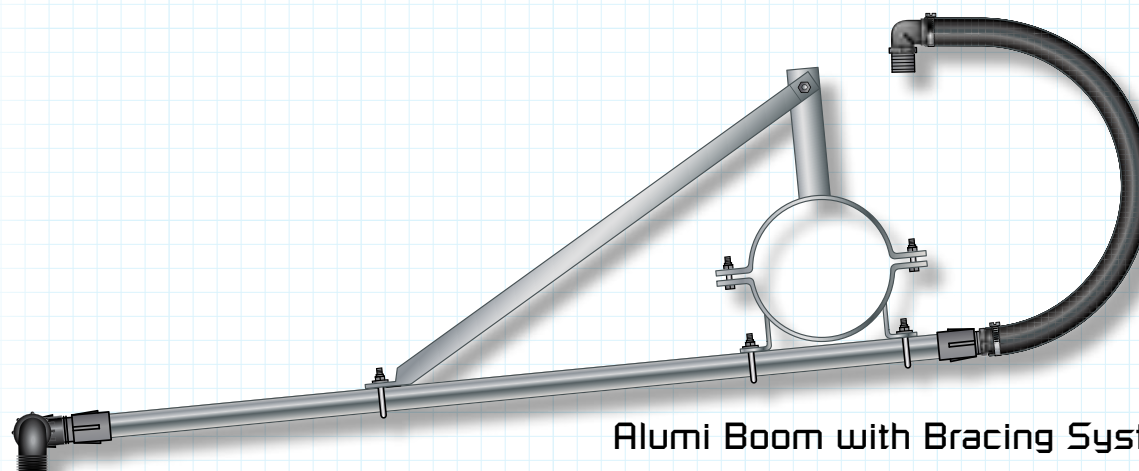
Aluminum Tubing Booms. Minimum Weight. Maximum Performance.



Alumi Boom

OPTIONS

- Boom length to 12' (custom lengths upon request)
- Boom end fittings: 3/4" male or 3/4" female
- Clamp diameters: 3", 4", 4-1/2", 5", 5-9/16", 6", 6-5/8", 8", 8-5/8", 10"



Alumi Boom with Bracing System

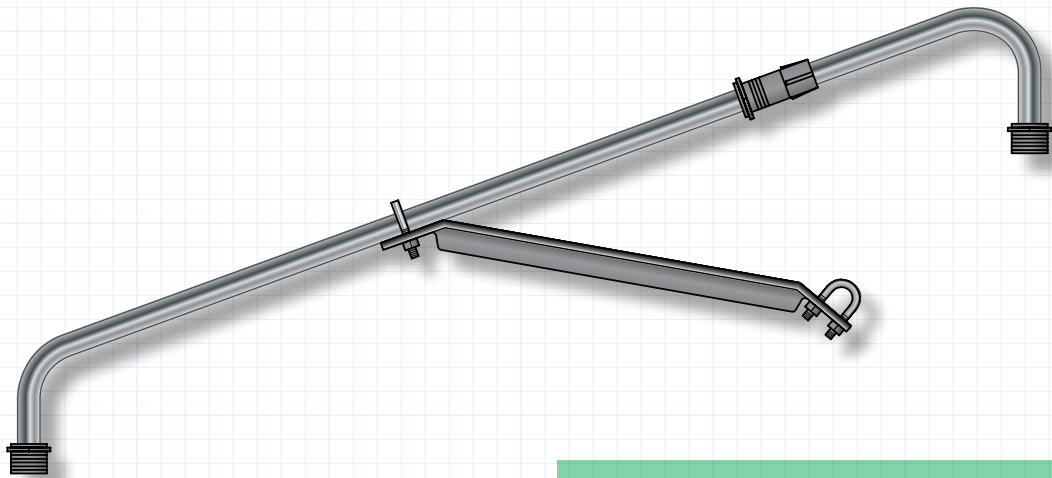
OPTIONS

- Boom length to 15' (custom lengths upon request)
- Boom end fittings: 3/4" male or 3/4" female
- Clamp diameters: 3", 4", 4-1/2", 5", 5-9/16", 6", 6-5/8", 8", 8-5/8", 10"

IACO Offset

Minimum Cost – Maximum Performance

The IACO Offset is a minimalist design. Specifically designed to minimize the amount of parts necessary to accomplish the goal. Minimum cost and maximum performance add up to an economical solution. The IACO Offset is the inexpensive answer you've been looking for.



OPTIONS

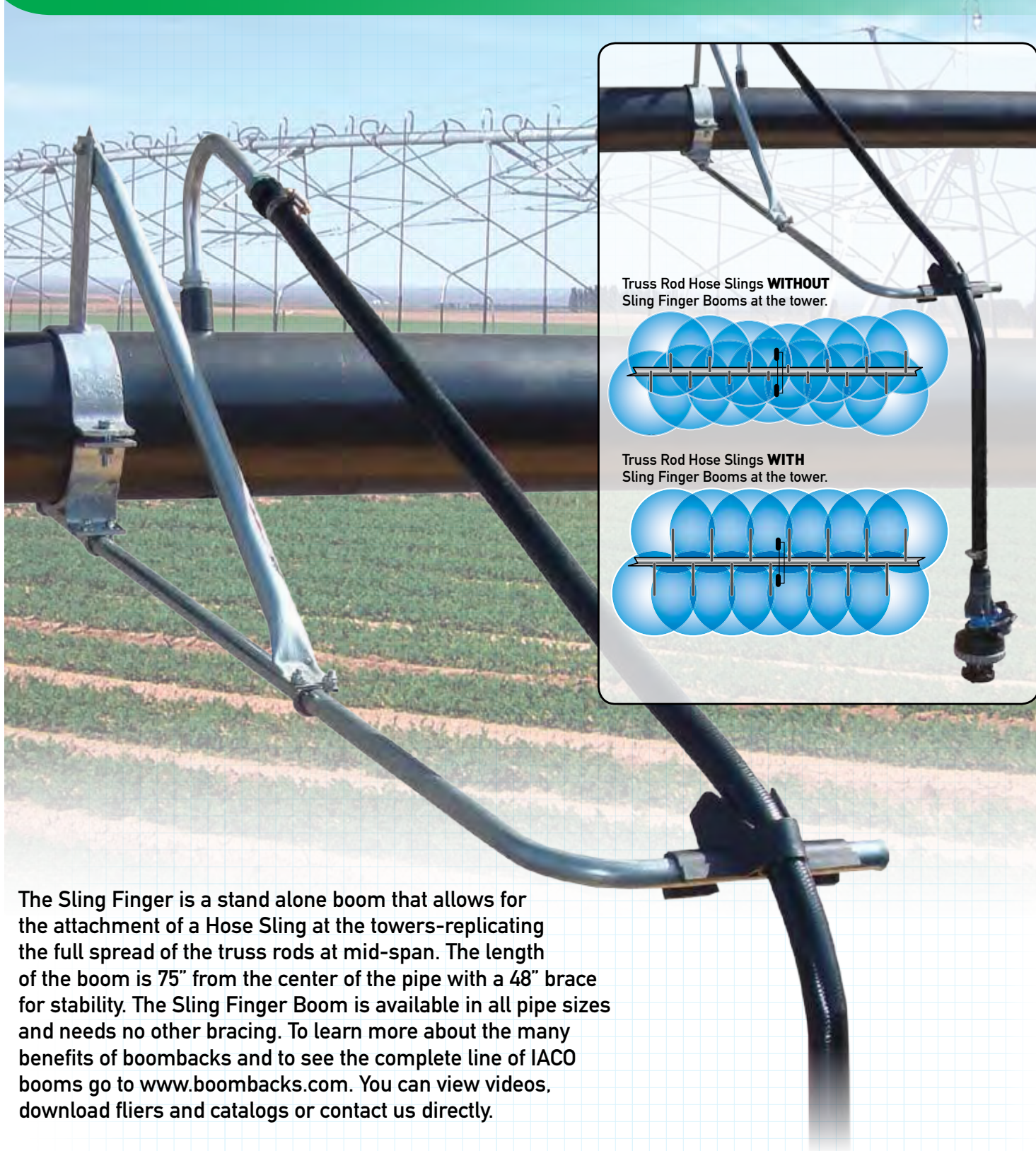
- 10' Offset Boom (custom lengths upon request)
- Boom end fittings: 3/4" male or 3/4" female

WATER LESS. GROW MORE.

BOOMBACKS

Sling Finger Boom

Putting Water In Its Place!



The Sling Finger is a stand alone boom that allows for the attachment of a Hose Sling at the towers-replicating the full spread of the truss rods at mid-span. The length of the boom is 75" from the center of the pipe with a 48" brace for stability. The Sling Finger Boom is available in all pipe sizes and needs no other bracing. To learn more about the many benefits of boombacks and to see the complete line of IACO booms go to www.boombacks.com. You can view videos, download fliers and catalogs or contact us directly.

Rigid Hose Drop

Any Sprinkler. Any Place!



Utilizing the same technology as the Hose Boom, the Rigid Hose Drop allows you to use a Nelson Part-Circle Rotator on a Poly-Lined machine.

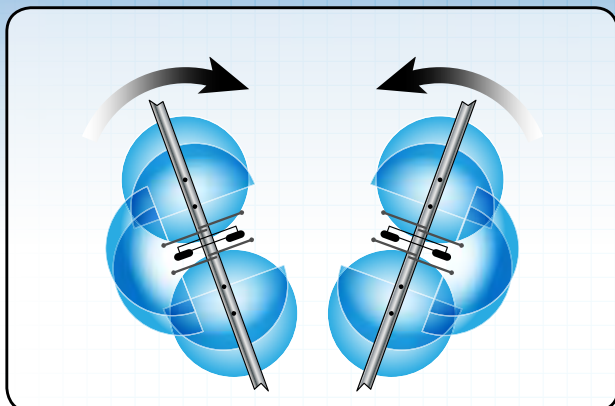
The Side Force Control Fitting and Torque Clip provides exceptional vibration dampening and allows for simple directional placement of the spray pattern.

You have the option of putting the drop any place you desire. Simply use a longer or shorter supply hose.

Available in any traditional drop length. Keep the PC-R just below the truss rod or close to the crop.

The unique drop angle and mounting bracket allows for a level sprinkler anywhere on the span.

The Rigid Hose Drop is available in all pipe sizes and needs no other bracing.



OPTIONS

- Standard drop lengths 84" & 120"
(custom lengths upon request)
- Clamp diameters:
3", 4", 4-1/2", 5", 5-9/16", 6", 6-5/8", 8", 8-5/8", 10"

WATER LESS. GROW MORE.

BOOMBACKS



Innovative Boom Technology

Conservation Through Innovative Irrigation

Prevent Run-Off & Soil Sealing


Innovative Boom Technology vs Traditional Technology (Flood, Handline) *

- 33% Water Savings
- 37% Increase In Yields
- Increased Crop Quality
- Increased Crop Uniformity
- Run-Off Practically Eliminated

*Results may vary.


www.boombacks.com

DROPS TO BOOMBACKS COMPARISON

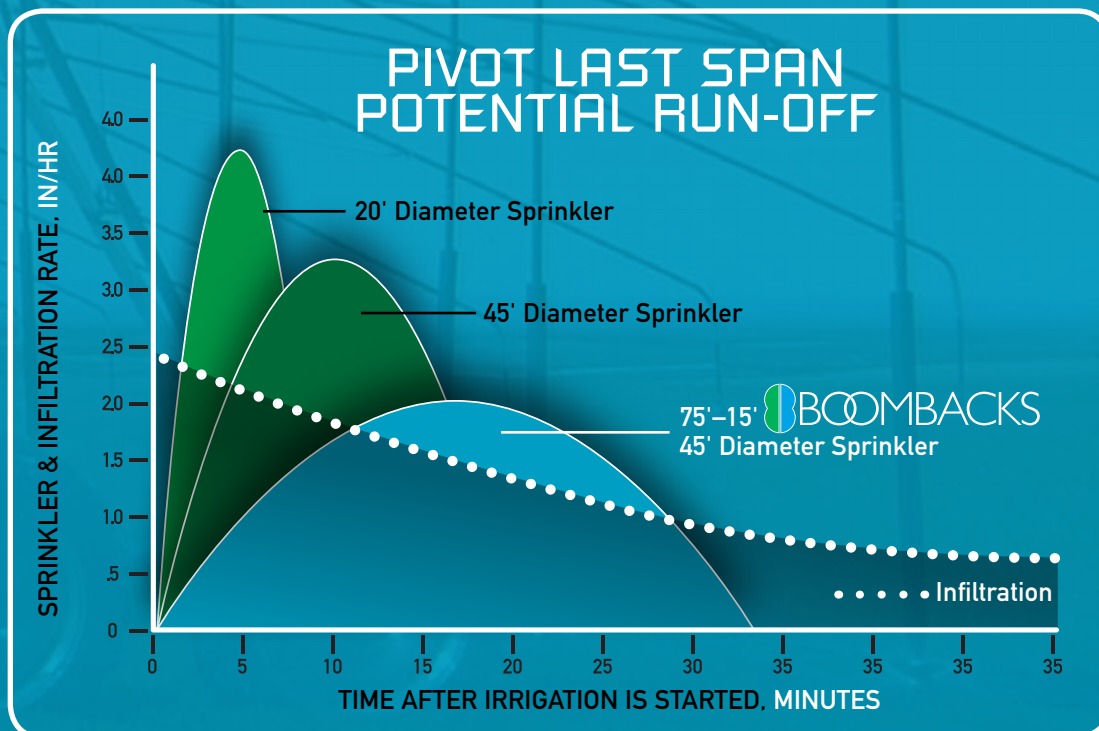


PIVOT WITH STANDARD DROPS

..... INCREASED SOAK TIME!



PIVOT WITH BOOMBACKS



Data courtesy of Howard Neibling of the University of Idaho

WATER LESS. GROW MORE.

BOOMBACKS



Innovative Boom Technology

Conservation Through Innovative Irrigation

The concept is simple. The results are dramatic. By using Boombacks to spread the water out nearing the end of a pivot, you lower the instantaneous application rate, allowing the soil to make full use of the water being applied. Sprinkler technology has advanced by leaps and bounds, and it is time to use those advancements to their fullest potential.

Think of your garden hose with no nozzle. The large stream produced is too much for your lawn to absorb. Now place your thumb over the end of the hose. The resulting fan spray is applying the same amount of water over a larger area, but the water droplets cling to the grass blades. The fanned-out spray wets the ground uniformly at a rate which it can absorb.




Innovative Boom Technology (iBt)

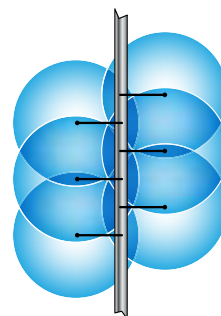
A pivot making full use of the latest in boom design and technology.

Notice the crop uniformity, the clean lines of the circle and the minimal runoff. You can see the three distinct water patterns being produced throughout the length of the pivot, compensating for the different rates of travel.

Innovative Boom Technology not only reduces water usage but also diminishes runoff, resulting in lessened soil erosion and compaction. Runoff is one of the most environmentally sensitive issues in irrigation. Runoff results in unused water and fertilizers being carried into lakes, rivers and streams. Runoff also means lower application efficiency increasing operating costs. Soil erosion is a pollutant issue also resulting in lost fertilizer and lower overall crop growth.



WETTED BAND
Six outlets with
traditional drops



WIDE WETTED BAND
Six outlets with
IACO 15' Hose booms



Conventional Boom Technology

A pivot using conventional drops.

Notice the irregular crop pattern and the amount of runoff that is clearly visible. It's time to stop wasting energy, water and expensive fertilizers.

WATER LESS. GROW MORE.

BOOMBACKS



All products manufactured in Vancouver, Washington — USA



WATER LESS. GROW MORE.

p: 360.896.9440 • e: jon@boombacks.com • f: 360.896.9438 • PO BOX 820118 • Vancouver, WA 98682

OCTOBER 2015